

# Electro Sitter

Say goodbye to manual kiln sitters & hello to freedom, convenience and precision!

Choose from three (3) electronic controllers


Electro Sitter RTC-1000



Electro Sitter 3 Key or 3K-CF



Electro Sitter V6-CF



Electrical box tabs on the electrical box can be adjusted depending on the brand of kiln. Please specify when ordering.

50 amps, 208-240 volts

Electro Sitter will replace your obsolete kiln sitter model regardless of kiln brand. The Electro Sitter comes complete with electronic controller of your choice for cone-fire or ramp/hold programming, an attached Type K thermocouple, ceramic fiber, and electronic controller manual. Electro Sitters are rated up to 50 amps, higher amperages available at an additional charge. Installation is easy. The Electro Sitter will fit where the kiln sitter /timer are attached to the kiln. Simply remove the screws from the kiln sitter on the front of the kiln, then detach wires connecting to the kiln sitter. Wires will be attached to the back of the Electro Sitter exactly as they were attached to the kiln sitter terminal block.

## Electro Sitter Installation Instructions

Detach screws from kiln sitter plate



Remove wires from back of kiln sitter terminal block





Electrical box without kiln sitter

## Electro Sitter Installation Instructions



Back of Electro Sitter.



Install the Electro Sitter in the same location as the former kiln sitter plate. On the front of the electrical box. Connect wires to the back of the Electro Sitter like the wires were connected to the back of the kiln sitter.



Install thermocouple with ceramic fiber through the kiln sitter hole. The thermocouple will show through the brick (maximum exposure is 1"). Pack kiln sitter hole with ceramic fiber to seal it.



Install Electro Sitter in the same location as the former kiln sitter plate.



Attach electrical box kin and your kiln is electronically controlled with the Electro Sitter.

Read the electronic controller manual that accompanies your Electro Sitter.

When you are ready to program the electronic controller, turn switches to HIGH.

Enter your program and begin many happy firings!



Call your Olympic Kilns distributor to order Today!

[www.greatkilns.com](http://www.greatkilns.com)

Phone 800.241.4400 770.967.4009 Fax 770.967.1196